

19" WB PROlineB New Series Wall Mounting Cabinets



19" WB PROlineB New Series

Wall Mounting Cabinets

Features:

WB PROlineB New Series Networking Enclosures / Cabinets, designed for customer friendly product assembly and superior Logistics advantages in terms of shipping costs.

Superior load performance tested with 25% more than nominal load capacity, nominal weight load is 80 kg, tested up to 100 kg ideal for carrying heavy telecom equipment, UPS and batteries rather than just standard network technology equipment such as switches, patch panels and cables.

High technology fully automated production offers the 600x450 mm, 600x600 mm **WB PROlineB New Series**, which are available in 6 heights from 4U to 18U. Each cabinet is supplied as standard with a safety glass front door, removable side panels with 2 pcs Slam Latches. Side panels are also fitted with a dummy plastic cover on the barrel locking location in centre. Optional accessory kit set of 2 pcs barrel (O shape/ Quarter Turn keyed Cam Lock) can be installed to provide more security.

The wide product height portfolio meets any U requirement in infrastructure needs. **WB PROlineB New Series** have a professional technical but aesthetic look, transparent and secure glass front door; the product range is offered in RAL 9005 Black, and RAL 7035 Light Grey with fine wrinkle soft touch paint.

Completely standard and stocked product portfolio offers single piece flat pack for all sizes up to 12U 15U and 18U W600xD450 mm are 2 piece/box packing. All D450mm has 1 set of 19" rail in front, the D600mm has 2 sets of 19" rails in shipment configuration front and rear. Options for assembled product deliveries please ask your sales representative

WB PROlineB New Series product range offers optimal panel mounting size and a variety range of accessories for all user applications.

WB PROlineB New Series have Nano Technology pre-treatment process, Bonderite/Henkel Chemicals applied before Epoxy Powder coating application, 80-120 micron thickness, 500 +hours of salt spray testing performed as per ASTM B 117 and EN ISO 9227, which means of very high corrosion resistance. Options to fit Adjustable feet or Castors for 'under desk' applications.

Load Capacity: Up to 80 kg.



19" WB PROlineB New Series

Wall Mounting Cabinets

Compliance with standards:

- With the EN 12150-1 standard antistatic, transparent safety glass 4,0 mm front glass door.
- Round quarter turn lock which is compatible with DIN 1743, DIN 53571, RoHS.
- EN 60297- Mechanical constructions for electronic devices. mechanical constructions (19 inch series) with standard universal 482,6 mm profiles
- EN 60917- Modular layout for development of mechanical constructions in electronic equipment applications.
- EN 61587-1 For electronic devices inner usage mechanic construction cabinets, bottom shelves, cases, IEC 60917 and IEC 60297 series tests, Chapter 1, environmental conditions, test setup and security rules.
- EIA/ ECA-310 (D/E) 19" 482,6 mm and U 44,45 mm Height Sizing
- Climatic and environment: EN 61587-1/4.2, IEC 60068-2-1, IEC 60068-2-2, IEC 60068-2-30
- Static Mechanical Load Lifting: EN 61587-1/5.2.1
- Static Mechanical Load Stiffness: EN 61587-1/5.2.2
- Dynamic mechanical load vibration and shock, impact: EN 61587-1/5.3.1, EN 61587-1/5.3.3, IEC 60068-2-6, IEC 60068-2-27
- Grounding: EN 61587-1/6.2
- Fireproofing: EN 61587-1/6.3
- IP protection class (IP code): IP20, EN 61587-1/6.4
- The powder paint used is non-flammable and has a flame-retardant resistant according to TS EN 13501-1 + A1 standard
- TS EN ISO 9227 corrosion tests, salt spraying tests, TS EN ISO 2409 paints and varnishes, cross cutting test, TS 2311 EN ISO2178 above magnetic metals non-magnetic covering, measuring covering thickness, magnetic method
- 2011/65/EU- regulation of hazardous material restriction/ RoHS suitability
- TS EN 60950-1 information technology devices, Security- Chapter 1
- General rules- CE conformity
- Sheet steel: DIN 934, DIN 985, DIN 933 - EN ISO 2081 metallic and other inorganic coverings covered above iron or steel with the additional process electrolytic zinc covering standards

Production Facility Standards

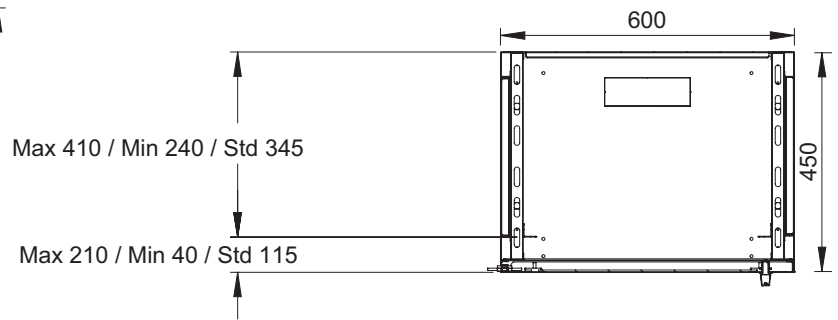
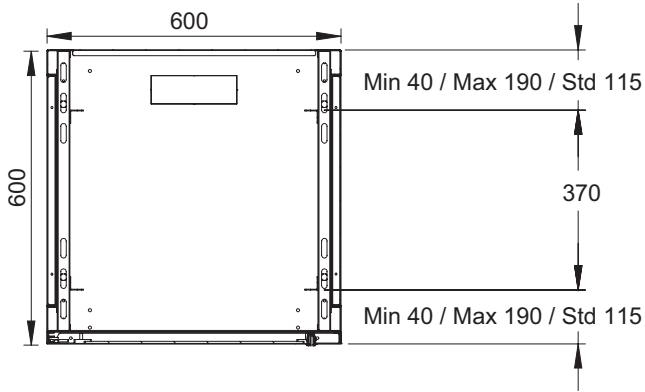
- ISO 9001- Quality Control System
- ISO 14001- Environmental Management System
- ISO 45001- Occupational Health and Safety Management System



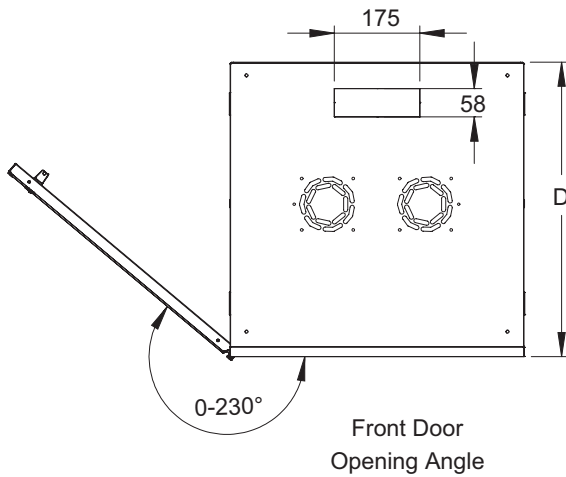
19" WB PROlineB New Series

Wall Mounting Cabinets

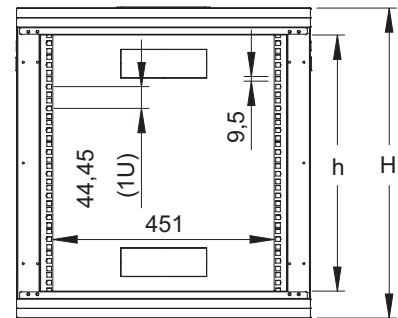
Technical Drawings



Max / Min / Std
Equipment Mounting Distance



Front Door
Opening Angle



Dimensions in
Width and Height

U Height	Size D	h	H	Ah
4U	450/600	169	279	238
6U	450/600	258	368	327
9U	450/600	391	501	460
12U	450/600	525	635	594
15U	450/600	658	768	727
18U	450/600	792	902	861

* The measurements given in the table are in millimeters (mm).

19" WB PROlineB New Series

Wall Mounting Cabinets

Material Thicknesses, Height and Depth Informations

19" WB PROlineB New Series Wall Mounting Cabinet W600 mm D450 mm / Material Thickness (mm)

U Height	Top Cover	Bottom Panel	Frame (Horizontal Part)	Frame (Vertical Part)	Front Door (Vertical Part)	Front Door (Horizontal Part)	Rear Panel	Side Panels	19" Rails
04U	0,6	0,6	1,1	0,9	0,6	0,5	0,5	0,5	1,4
06U	0,6	0,6	1,1	0,9	0,6	0,5	0,5	0,5	1,4
09U	0,6	0,6	1,1	0,9	0,6	0,5	0,5	0,5	1,4
12U	0,6	0,6	1,1	0,9	0,6	0,5	0,5	0,5	1,4
15U	0,6	0,6	1,1	1,1	0,6	0,5	0,5	0,5	1,4
18U	0,6	0,6	1,1	1,1	0,6	0,5	0,5	0,5	1,4

19" WB PROlineB New Series Wall Mounting Cabinet W600 mm D450 mm

*Product Code	Series	Description	Product Size WxDxH mm	Flat Packing Dimensions WxDxH mm	h size in U	h mm	Net Weight (kg)	Gross Weight (kg)
LN-WB-04U6045-CC-A/F	WB PROlineB New Series	4U 19" ProlineB New Wall Mounting Cabinet W600xD450 mm. Glass Front Door, WBS, 2 pcs 19" rails in front	600x450x279	625x480x150	4U	168,6	9,80	10,7
LN-WB-06U6045-CC-A/F	WB PROlineB New Series	6U 19" ProlineB New Wall Mounting Cabinet W600xD450 mm. Glass Front Door, WBS, 2 pcs 19" rails in front	600x450x368	645x480x150	6U	257,5	11,25	12,15
LN-WB-09U6045-CC-A/F	WB PROlineB New Series	9U 19" ProlineB New Wall Mounting Cabinet W600xD450 mm. Glass Front Door, WBS, 2 pcs 19" rails in front	600x450x501	625x480x220	9U	391	13,45	14,45
LN-WB-12U6045-CC-A/F	WB PROlineB New Series	12U 19" ProlineB New Wall Mounting Cabinet W600xD450 mm. Glass Front Door, WBS, 2 pcs 19" rails in front	600x450x635	655x580x220	12U	524,5	15,60	17
LN-WB-15U6045-CC-A/F	WB PROlineB New Series	15U 19" ProlineB New Wall Mounting Cabinet W600xD450 mm. Glass Front Door, WBL, 2 pcs 19" rails in front	600x450x768	Packing 1 640x945x80 Packing 2 475x815x110	15U	658	18,20	20,2
LN-WB-18U6045-CC-A/F	WB PROlineB New Series	18U 19" ProlineB New Wall Mounting Cabinet W600xD450 mm. Glass Front Door, WBL, 2 pcs 19" rails in front	600x450x902	Packing 1 640x945x80 Packing 2 475x945x110	18U	791,5	20,55	22,75

*A/F notation is related to packing definition, if assembled required please keep A, if flat pack required please keep F on the part number extension. For Assembled deliveries please agree with your sales representative. CC= Color codification, replace CC with BL for Black RAL 9005 Color and replace CC with LG for Light Grey RAL 7035 Color.

19" WB PROlineB New Series Wall Mounting Cabinet W600 mm D600 mm / Material Thickness (mm)

U Height	Top Cover	Bottom Panel	Frame (Horizontal Part)	Frame (Vertical Part)	Front Door (Vertical Part)	Front Door (Horizontal Part)	Rear Panel	Side Panels	19" Rails
04U	0,6	0,6	1,1	0,9	0,6	0,5	0,5	0,5	1,4
06U	0,6	0,6	1,1	0,9	0,6	0,5	0,5	0,5	1,4
09U	0,6	0,6	1,1	0,9	0,6	0,5	0,5	0,5	1,4
12U	0,6	0,6	1,1	1,1	0,6	0,5	0,5	0,5	1,4
15U	0,6	0,6	1,1	1,1	0,6	0,5	0,5	0,5	1,4
18U	0,6	0,6	1,1	1,1	0,6	0,5	0,5	0,5	1,4

19" WB PROlineB New Series Wall Mounting Cabinet W600 mm D600 mm

*Product Code	Series	Description	Product Size WxDxH mm	Flat Packing Dimensions WxDxH mm	h size in U	h mm	Net Weight (kg)	Gross Weight (kg)
LN-WB-04U6060-CC-A/F	WB PROlineB New Series	4U 19" ProlineB New Wall Mounting Cabinet W600xD600 mm. Glass Front Door, WBS, 4 pcs 19inches rails 2 in front and 2 in rear	600x600x279	630x630x165	4U	168,6	12,25	13,65
LN-WB-06U6060-CC-A/F	WB PROlineB New Series	6U 19" ProlineB New Wall Mounting Cabinet W600xD600 mm. Glass Front Door, WBS, 4 pcs 19inches rails 2 in front and 2 in rear	600x600x368	630x630x220	6U	257,5	13,90	15,3
LN-WB-09U6060-CC-A/F	WB PROlineB New Series	9U 19" ProlineB New Wall Mounting Cabinet W600xD600 mm. Glass Front Door, WBS, 4 pcs 19inches rails 2 in front and 2 in rear	600x600x501	630x630x220	9U	391	16,35	17,75
LN-WB-12U6060-CC-A/F	WB PROlineB New Series	12U 19" ProlineB New Wall Mounting Cabinet W600xD600 mm. Glass Front Door, WBL, 4 pcs 19inches rails 2 in front and 2 in rear	600x600x635	630x655x220	12U	524,5	19,20	20,6
LN-WB-15U6060-CC-A/F	WB PROlineB New Series	15U 19" ProlineB New Wall Mounting Cabinet W600xD600 mm. Glass Front Door, WBL, 4 pcs 19inches rails 2 in front and 2 in rear	600x600x768	630x797x220	15U	658	22	23,4
LN-WB-18U6060-CC-A/F	WB PROlineB New Series	18U 19" ProlineB New Wall Mounting Cabinet W600xD600 mm. Glass Front Door, WBL, 4 pcs 19inches rails 2 in front and 2 in rear	600x600x902	630x935x230	18U	791,5	24,70	26,1

*A/F notation is related to packing definition, if assembled required please keep A, if flat pack required please keep F on the part number extension. CC= Color codification, replace CC with BL for Black RAL 9005 Color and replace CC with LG for Light Grey RAL 7035 Color.